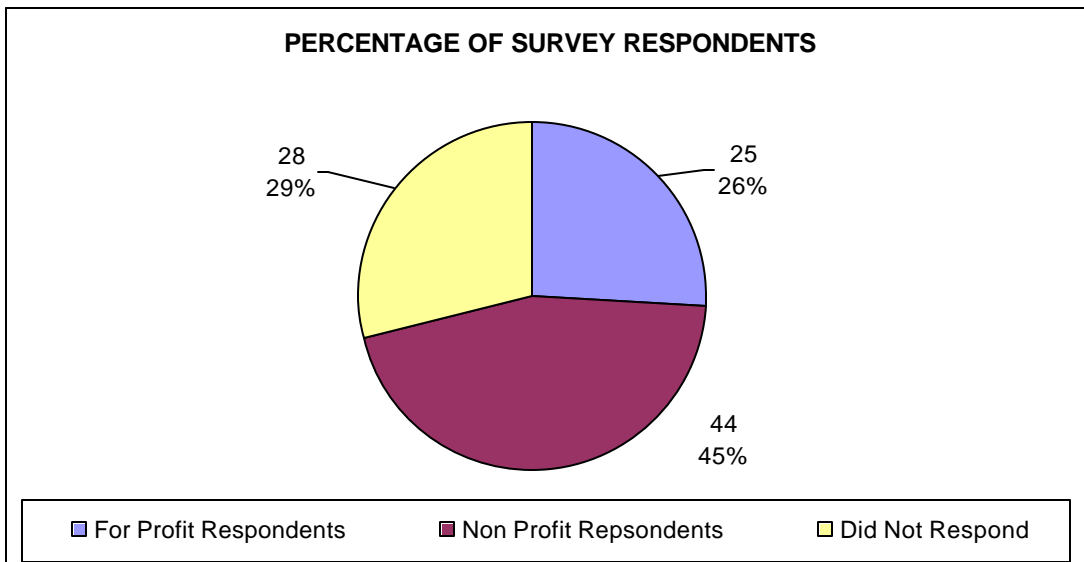


**Attachment C**

**15 Year Expiring Tax Credit Survey - Survey Findings**

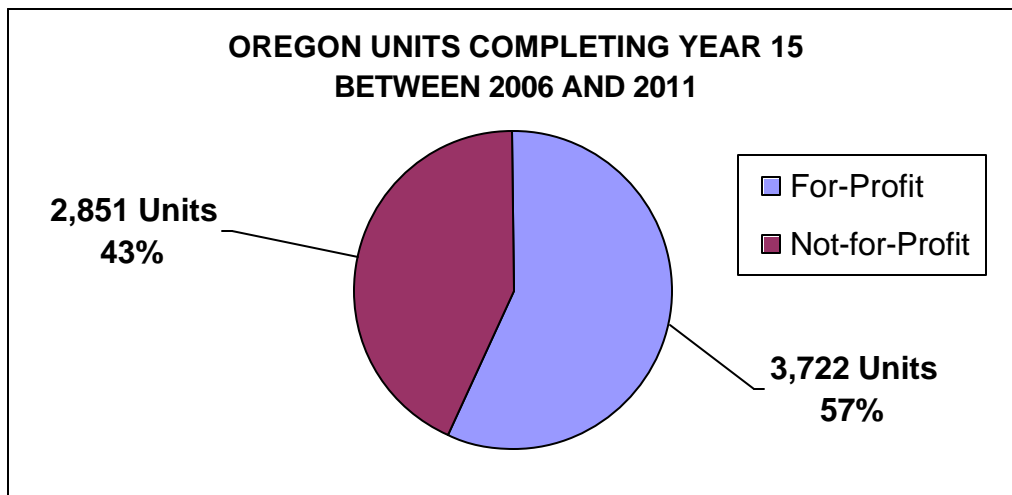
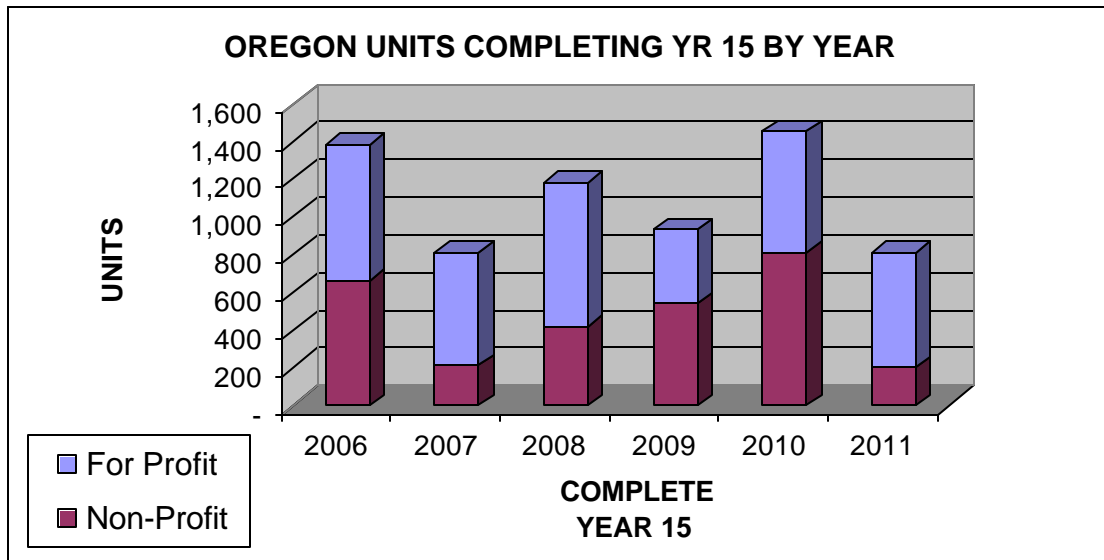
**Summary of Housing Development Center's LIHTC Year 15  
Survey Respondents  
(Number and Percent by Organization Type)**



**Attachment C.1**

**Summary of Oregon (statewide) Projects Reaching Year 15  
Between 2006 – 2011  
(Number of Units Reaching Year 15 by Year)**

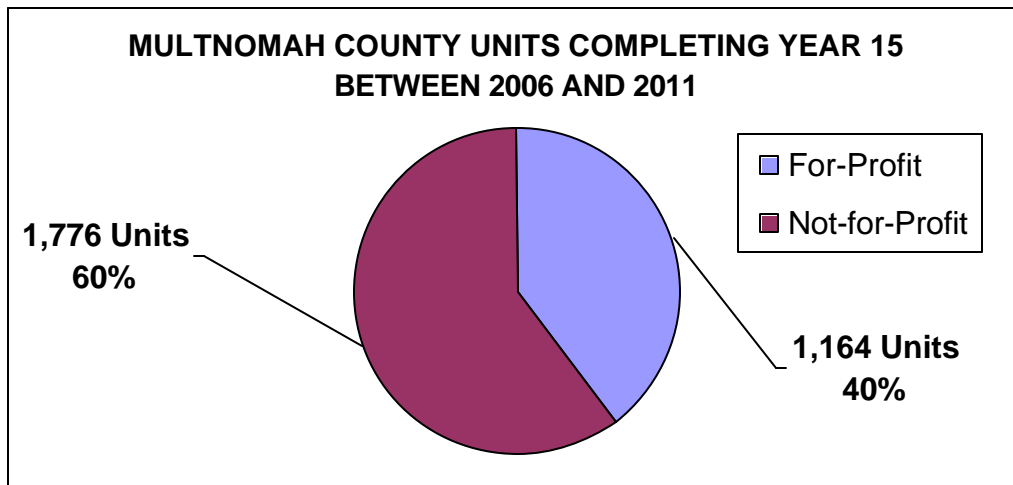
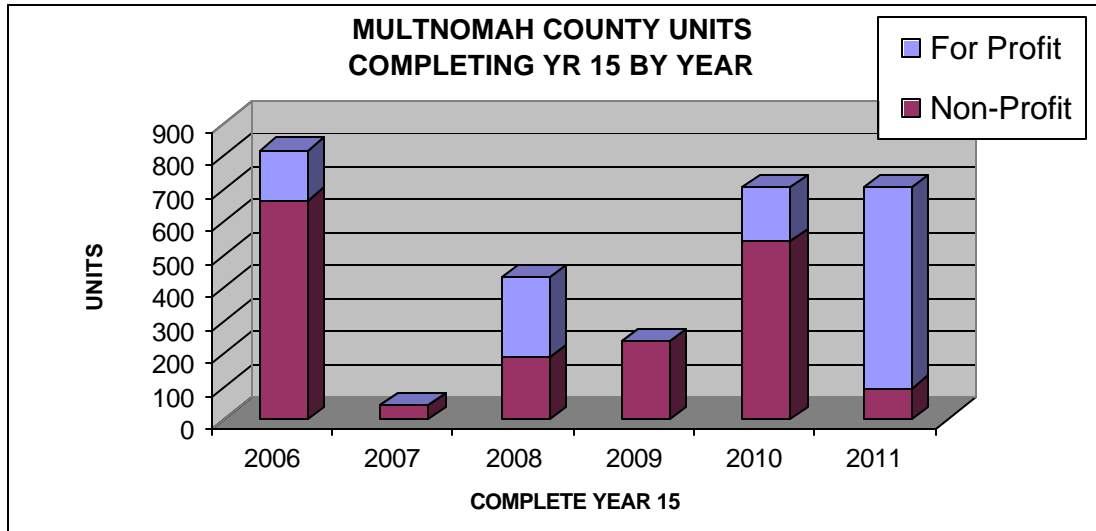
<b>STATE</b>			
	For Profit	Non-Profit	Total
2006	716	665	1381
2007	602	210	812
2008	759	421	1180
2009	394	540	934
2010	639	814	1453
2011	612	201	813
<b>Total</b>	<b>3,722</b>	<b>2,851</b>	<b>6,573</b>



**Attachment C.2**

**Summary of Multnomah County Projects Reaching Year 15  
Between 2006 – 2011  
(Number of Units Reaching Year 15 by Year)**

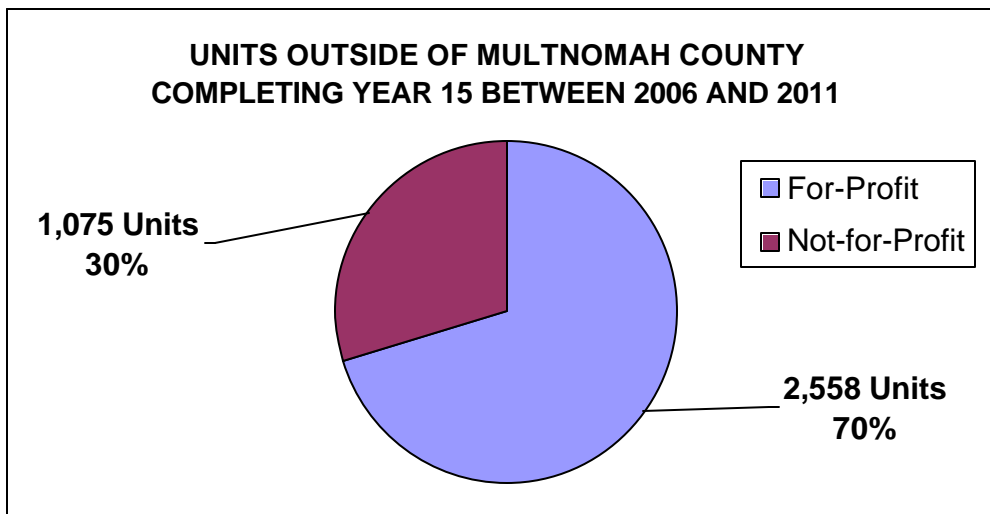
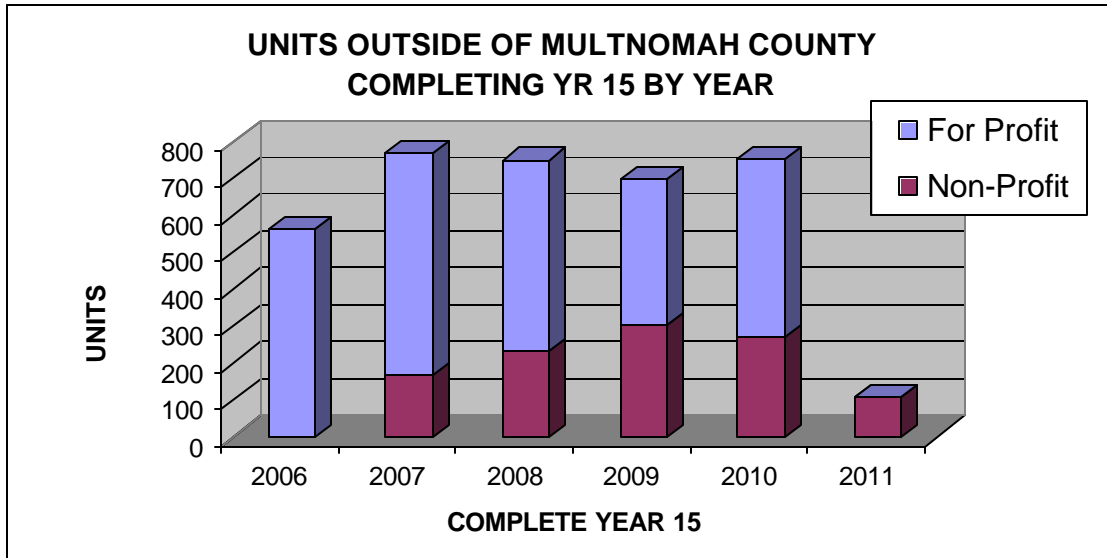
<b>MULTNOMAH COUNTY</b>			
	For Profit	Non-Profit	Total
2006	152	665	817
2007	-	44	44
2008	240	191	431
2009	-	238	238
2010	160	543	703
2011	612	95	707
<b>Total</b>	<b>1,164</b>	<b>1,776</b>	<b>2,940</b>



**Attachment C.3**

**Summary of Oregon Projects Located Outside of Multnomah County  
Reaching Year 15 between 2006 – 2011  
(Number of Units Reaching Year 15 by Year)**

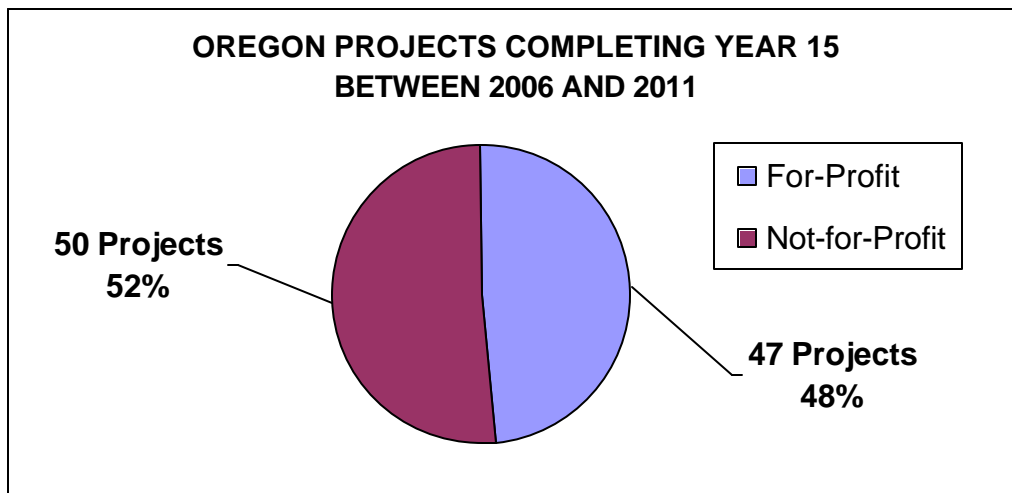
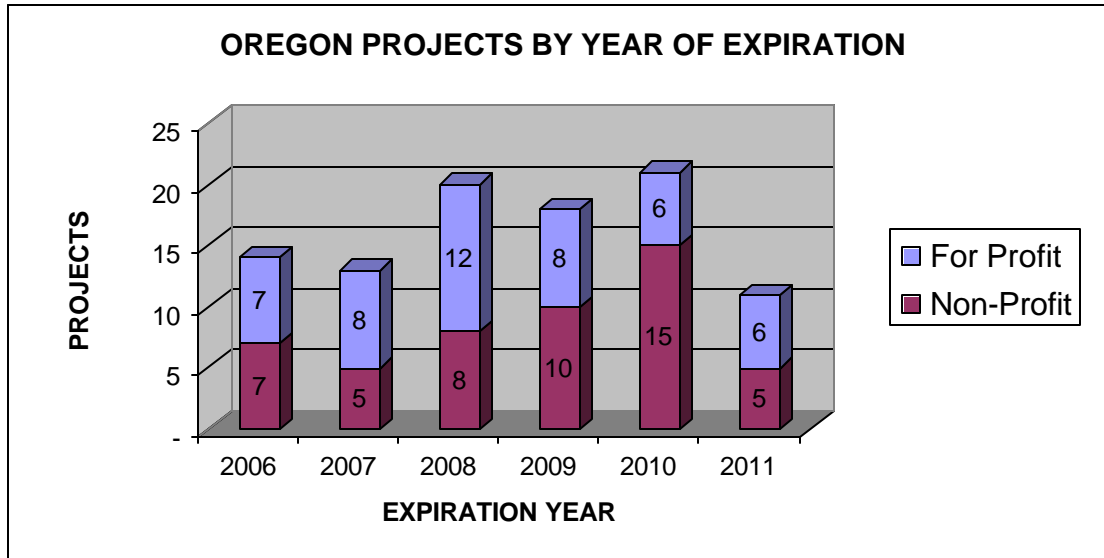
<b>OUTSIDE OF MULTNOMAH CTY.</b>			
	For Profit	Non-Profit	Total
2006	564	-	564
2007	602	166	768
2008	519	230	749
2009	394	302	696
2010	479	271	750
2011	-	106	106
<b>Total</b>	<b>2558</b>	<b>1075</b>	<b>3,633</b>



**Attachment C.4**

**Summary of Oregon Projects (statewide) Reaching Year 15  
Between 2006 – 2011  
(Number of Projects by Year of Expiration)**

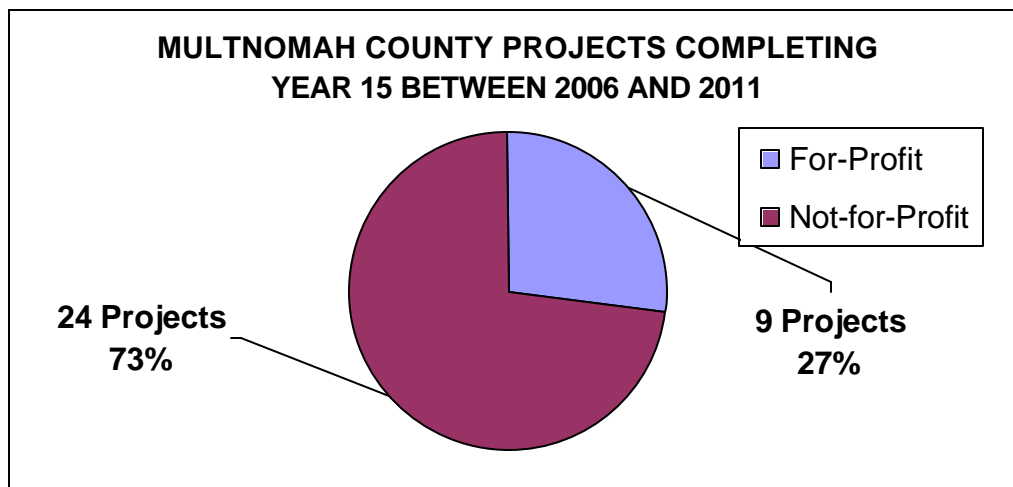
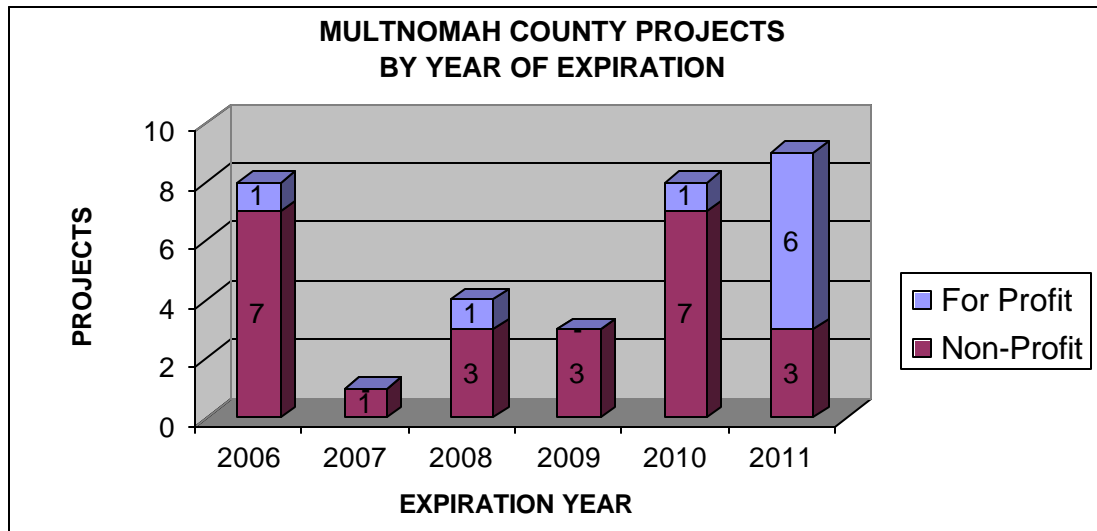
STATE			
	For Profit	Non-Profit	Total
2006	7	7	14
2007	8	5	13
2008	12	8	20
2009	8	10	18
2010	6	15	21
2011	6	5	11
<b>Total</b>	<b>47</b>	<b>50</b>	<b>97</b>



**Attachment C.5**

**Summary of Multnomah County Projects Reaching Year 15  
Between 2006 – 2011  
(Number of Projects by Year of Expiration)**

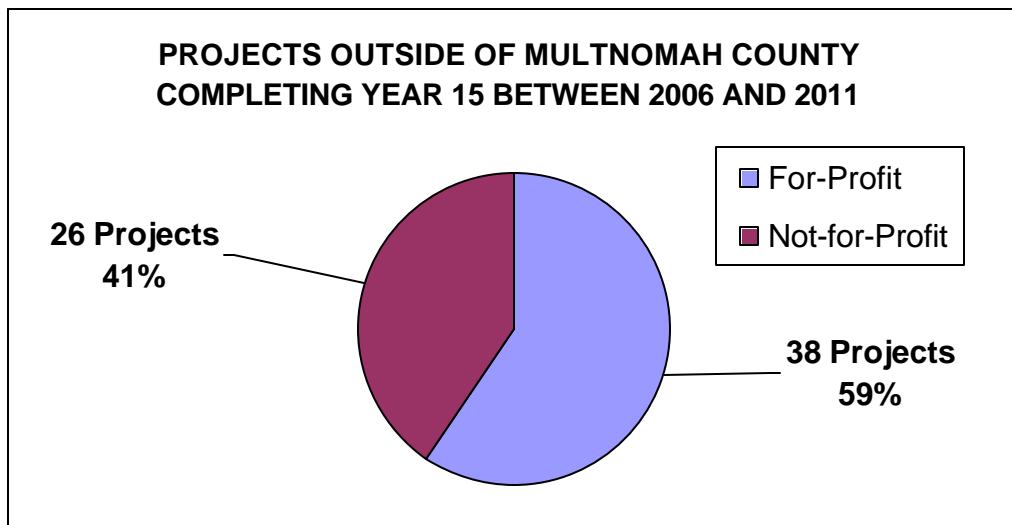
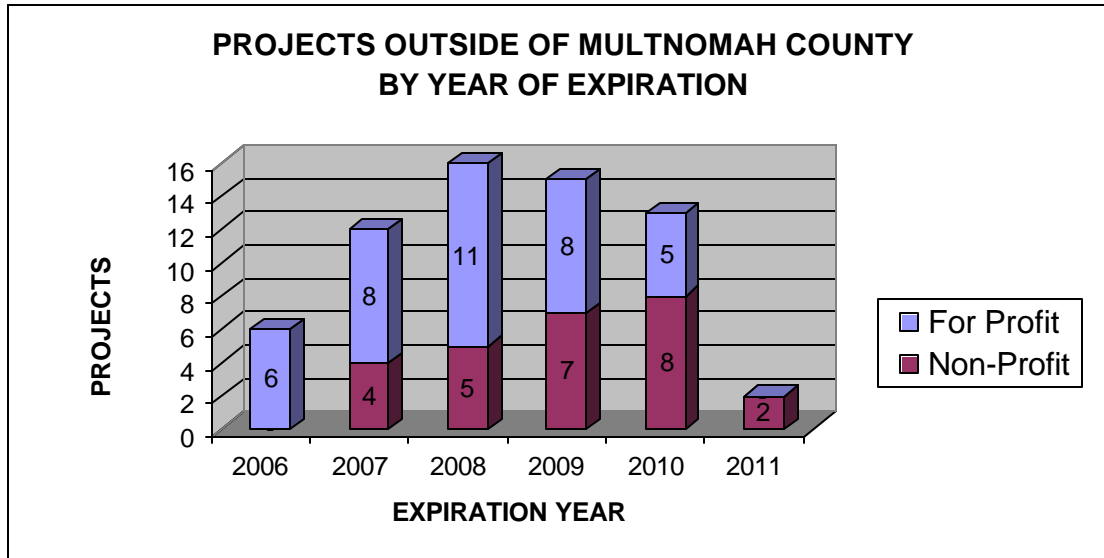
<b>MULTNOMAH COUNTY</b>			
	For Profit	Non-Profit	Total
2006	1	7	8
2007	-	1	1
2008	1	3	4
2009	-	3	3
2010	1	7	8
2011	6	3	9
<b>Total</b>	<b>9</b>	<b>24</b>	<b>33</b>



**Attachment C.6**

**Summary of Projects Located Outside of Multnomah County  
Reaching Year 15 Between 2006 – 2011  
(Number of Projects by Year of Expiration)**

<b>OUTSIDE OF MULTNOMAH CTY.</b>			
	For Profit	Non-Profit	Total
2006	6	-	6
2007	8	4	12
2008	11	5	16
2009	8	7	15
2010	5	8	13
2011	-	2	2
<b>Total</b>	<b>38</b>	<b>26</b>	<b>64</b>

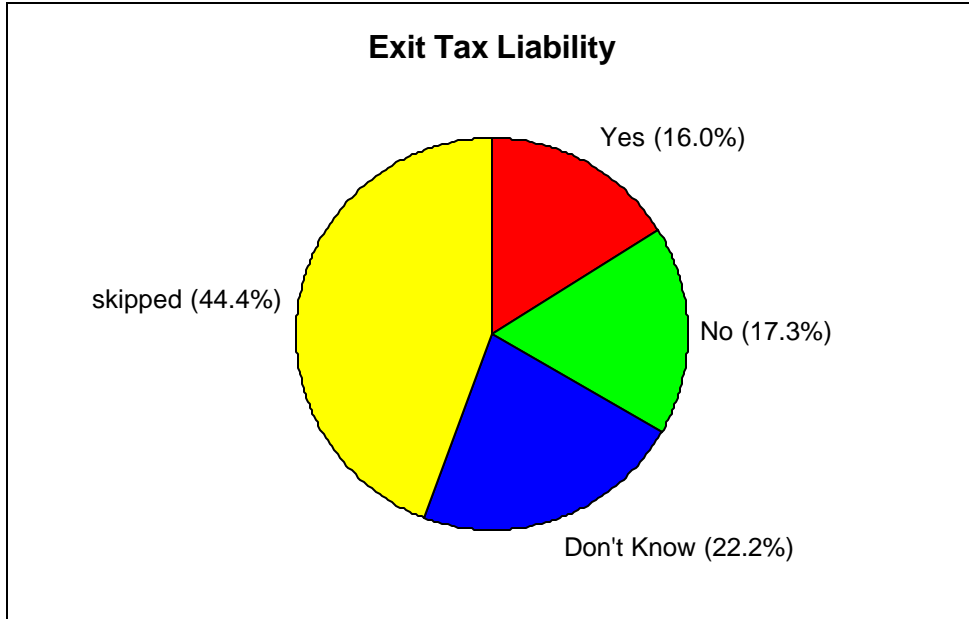


**Attachment C.7**

**Summary of Oregon (statewide) Projects Reaching Year 15  
Between 2006 – 2011**

**Summary of Exit Tax Liability**

**From Survey Question 9.b: Do you expect that there will be an exit tax liability at Year 15?**

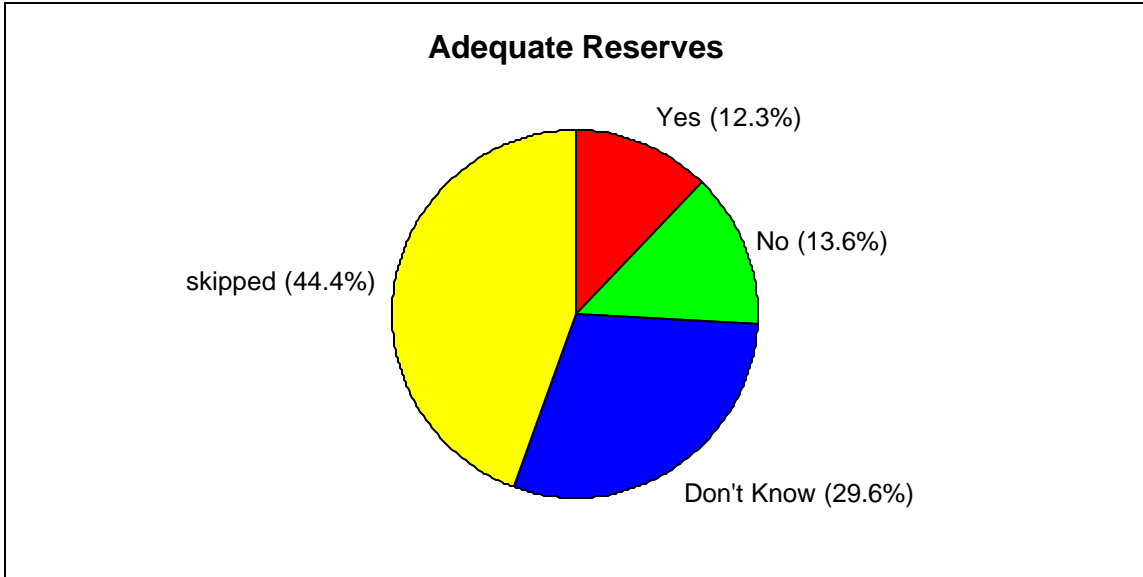


**Attachment C.8**

**Summary of Oregon (statewide) Projects Reaching Year 15  
Between 2006 – 2011**

**Summary of Adequate Reserves**

**From Survey Question 9.c: Do you have adequate reserves to pay an exit tax?**

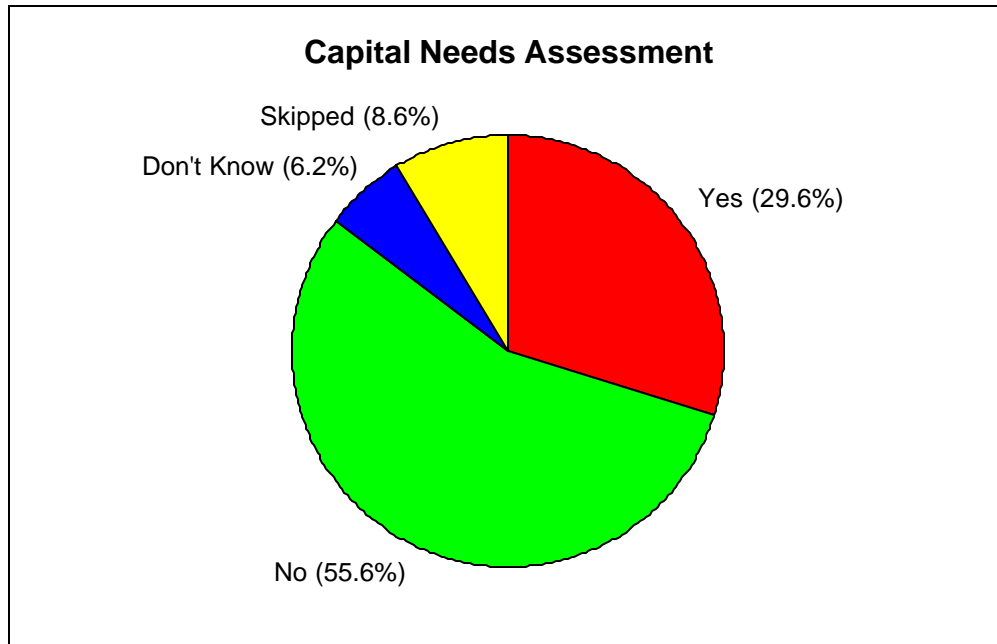


**Attachment C.9**

**Summary of Oregon (statewide) Projects Reaching Year 15  
Between 2006 – 2011**

**Summary of Capital Needs Assessments**

**From Survey Question 10: Do you have a recent capital needs assessment?**



**Attachment C.10**

**Summary of Oregon (statewide) Projects Reaching Year 15  
Between 2006 – 2011**

**Summary of Extensive Rehabilitation**

**From Survey Question 11: Is the project in need of extensive rehabilitation?**

